

# 2 CRANK ELECTRICAL SPLIT HOSPITAL BED




## 2 CRANK ELECTRICAL SPLIT HOSPITAL BED


### PRODUCT OVERVIEW

Hospital Bed Purchase Includes:

- 4" Standard Comfort Mattress
- I.V. Drip Stand



Closer Side Panel



Panel Latch



Angle Indicator



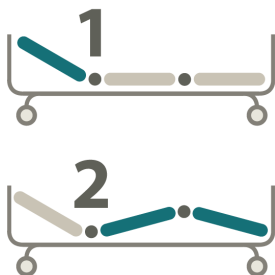
Lockable Wheels



Drainage Hooks

## 2 CRANK ELECTRICAL SPLIT HOSPITAL BED

### PRODUCT FEATURES



The 2 Crank electrical luxury bed is our standard electrical bed for home patient use. It is low in power consumption and only consumes power when the remote is pressed on.

#### Bed Functions:

- Back Raise lifting angle is  $0-80^{\circ}(\pm 5^{\circ})$
- Foot Raise lifting angle is  $0-40^{\circ}(\pm 5^{\circ})$



All steel parts are powder coated. Each bed can be equipped on both side with side rails. Side rails can be lifted and lowered to protect users against falling out of bed, at the same time enable safe and comfortable boarding and alighting.

CARE INSTRUCTIONS

- When using Hospital Bed, make sure that there is enough room to avoid causing injuries to the user, or damage the Bed
- Ensure the wheels are locked before getting onto and off the Hospital Bed
- Ask for help if users have difficulty adjusting the Hospital Bed
- Do not exceed the maximum load

PRODUCT SPECIFICATIONS

2 CRANK ELECTRICAL SPLIT HOSPITAL BED

Key Features	Head/Back Raise • Leg Raise
Bed Railings	Luxury Split Railings
Overall Length	212 cm / 83.5"
Overall Width	102 cm / 40.1 "
Overall Height	41 cm / 16.1" (Floor to Bed base)
Head/Back Raise Angle	0° to 80°
Leg Raise Angle	0° to 40°
Safe Working Load	150 kg

Check out our full range of Hospital Beds & Mattresses. When making comparisons, our best suggestion would be for you to think about your environment and consider how certain task like transferring someone is done before deciding.

Scan the QR code to find out more about the product. To scan, use your camera app or a QR code reader on your device.

